



REPORT ON CRIME 1986

**Report for the year ended 31 December, 1986.
Commissioner, Garda Síochána, to the Minister for Justice.**

**GARDA SÍOCHÁNA,
HEADQUARTERS,
DUBLIN, 8.**

JUNE 1987

CONTENTS

REPORT ON CRIME 1986

**Report for the year ended 31 December, 1986.
Commissioner, Garda Síochána, to the Minister for Justice.**

**GARDA SÍOCHÁNA,
HEADQUARTERS,
DUBLIN, 8.**

JUNE 1987

CONTENTS

	Page
FOREWORD	1-2
INDICTABLE OFFENCES	
Recorded and Detected 1977 - 1986.....	3
Recorded and Detected 1985 - 1986.....	3
Crime Rate per Garda Division.....	4
Map - Indictable Offences per 1,000 population	5
Recorded and detected by Garda Divisions.....	11
Known to the Gardai 1986.....	12-18
Value of property stolen and recovered.....	19
OFFENCES AGAINST THE PERSON	
Recorded and Detected 1982 - 1986.....	6
Murder and Manslaughter	6
Analyses of Murders	20
Traffic Fatalities	6
OFFENCES AGAINST PROPERTY WITH VIOLENCE	
Recorded and Detected 1982 - 1986.....	7
Robbery, Arson and Malicious Damage.....	7
Burglary	7
Analyses of Aggravated Burglaries involving use of Firearms and Armed Robberies.....	21
OFFENCES AGAINST PROPERTY WITHOUT VIOLENCE (LARCENIES ETC.)	
Larcenies	8
Recorded and Detected 1982 - 1986.....	8
OTHER INDICTABLE OFFENCES	
Recorded and Detected 1982 - 1986.....	8
Age Groups - Convicted Persons	9-10
NON INDICTABLE OFFENCES	
Proceedings and Persons	23 - 26
Non-Indictable Offences by Division	27
Principal Non-Indictable Offences	27
Arms, Ammunition and Explosives Seized.....	22
Scenes of Crime Examination.....	22
Forensic Science.....	22
Missing Persons	22
Dog Handlers	22
Crime Prevention.....	29
Juvenile Liaison Scheme	28

Community Relations	29
Neighbourhood Watch and Community Alert	29
Drugs.....	30-32
Sub Aqua	29
'999' Emergency Service	29
Stolen Motor Vehicle Investigation Unit.....	30
Road Traffic	30
Public Relations and Press Office.....	30
Traffic Offences - Drink and Driving	33-34
'Fines on the Spot' notices - issued in 1986.....	34
'Fines on the Spot' notices - Parking Violations	35

APPENDICES

Appendix A - Indictable Offences Recorded and Detected 1977-1986.....	36
Appendix B - Non-Indictable Offences - Proceedings and Persons Convicted, 1982-1986	36

The Minister for Justice

Sir,

I am pleased to present herewith the annual report on crime which came to the notice of the Garda Síochána during the year 1986.

As will be seen, there was an overall decrease of 5.2% in recorded indictable crime in comparison to 1985, and this is the third consecutive year in which the downward trend continued. This is very satisfactory.

However, armed crime increased from 616 in 1985 to 685, an increase of 11.2%. This matter is being closely monitored and a redeployment of resources has been made in an endeavour to control this unacceptable situation.

A total of 14 murders was recorded for the year, 12 of which were detected and directions as to proceedings are awaited in one of the other two. The average number of recorded murders for the past ten years was 21.

Simple burglaries showed a decrease of 6.2% and aggravated burglaries (i.e. where firearms or other offensive weapons were carried) showed a minimal decrease.

Recorded crime in the Dublin Metropolitan Area showed a decrease of 5.0%. The crime figures for this Area accounted for 57.7% of the overall recorded crime in the State.

The detection rate for the entire Country for the year was 31.6% as against 32.6% for previous year.

Of the total number of persons convicted for recorded crimes in 1986 or dealt with by way of caution 4,347 (34.8%) were juveniles under 17 years. The figure for 1985 was 3,969 (34.4%).

The total value of property reported stolen during the year was £44,856,631 and recovered property totalled £3,902,305 (8.7%). The figures for 1985 were £31,165,310 and £2,664,983 (8.5%) respectively. A burglary at Blessington, Co. Wicklow on 21st May, 1986 in which valuable paintings were stolen accounted for £9,289,000.

During the year 1,163 persons were charged with drugs offences. There were 1,440 seizures of drugs. The figures for 1985 were 1,270 and 1,637 respectively. Special courses on the prevention and detection of drug offences were continued for our members during the year. A total of 2,804 members throughout the Country have now undergone this course and this, no doubt, has had a good impact on the drug scene generally. During the year 907 talks on drugs misuse were given by our members to community groups and organisations.

There were 355 fatal traffic accidents in 1986 resulting in 387 deaths. The continuing downward trend in traffic fatalities is something we are earnestly endeavouring to maintain, realising that one of our major priorities is to protect life. Whilst it is most heartening to see these reductions, there is no guarantee that they will continue unless all road users accept the necessity for abstaining from drink while driving, and for showing consideration and courtesy to other road users.

The Neighbourhood Watch Scheme has continued to extend. At the end of 1986 there were 322 Schemes involving 92,783 households. There are many other Schemes in the pipeline. The Neighbourhood Watch Scheme has been a positive anti-crime measure. It is indicative of the healthy state of Garda/Community relations that such a Scheme has been implemented smoothly and has received such an encouraging response. The Community Alert Schemes have also continued to increase. Some 200 such Schemes had been established up to the end of 1986. The work of both the Neighbourhood Watch and Community Alert Schemes is much appreciated.

One of our outstanding achievements during the year was in relation to the kidnapping of Mrs. Jennifer Guinness. The safe recovery of the victim together with the apprehension of the persons responsible evoked widespread appreciation and thanks from the general public.

The further enhancement of the Garda communications system is continuing. A new control room for the Dublin Metropolitan Area is currently under development and should be ready for occupation in the Autumn. An additional feature of this new Centre will be the provision of a computerised aided dispatch system (command and control) for the Metropolitan Gardai. The contract for this at a cost in excess of £2,000,000 was signed during the year. Modern P.E.B.X. equipment is being provided at each Divisional and District Headquarter Station in Dublin. The overall objective is to provide both the Gardai and the public with modern means of communications, and thereby further improve the Garda service to the public, with a consequent further reduction in our crime figures.

A significant development during the past year was the publication of the Report on Garda Probationer Training issued by the Committee under the Chairmanship of Dr. T. Walsh. This Committee was set-up by me (with the approval of the then Minister for Justice) to examine all training in the Garda Síochána and to make recommendations so that service generally could be improved. The Report on Probationer Training is an excellent and well researched document and should prove invaluable in the future development of the Garda Síochána. The Committee is still examining other aspects of Garda training. I am thankful to Dr. Walsh and the other members of the Committee for the commitment and expertise which they have displayed in the matter.

Finally, I wish to express my gratitude for the support given by your Department and the co-operation afforded by the general public.

Yours respectfully,

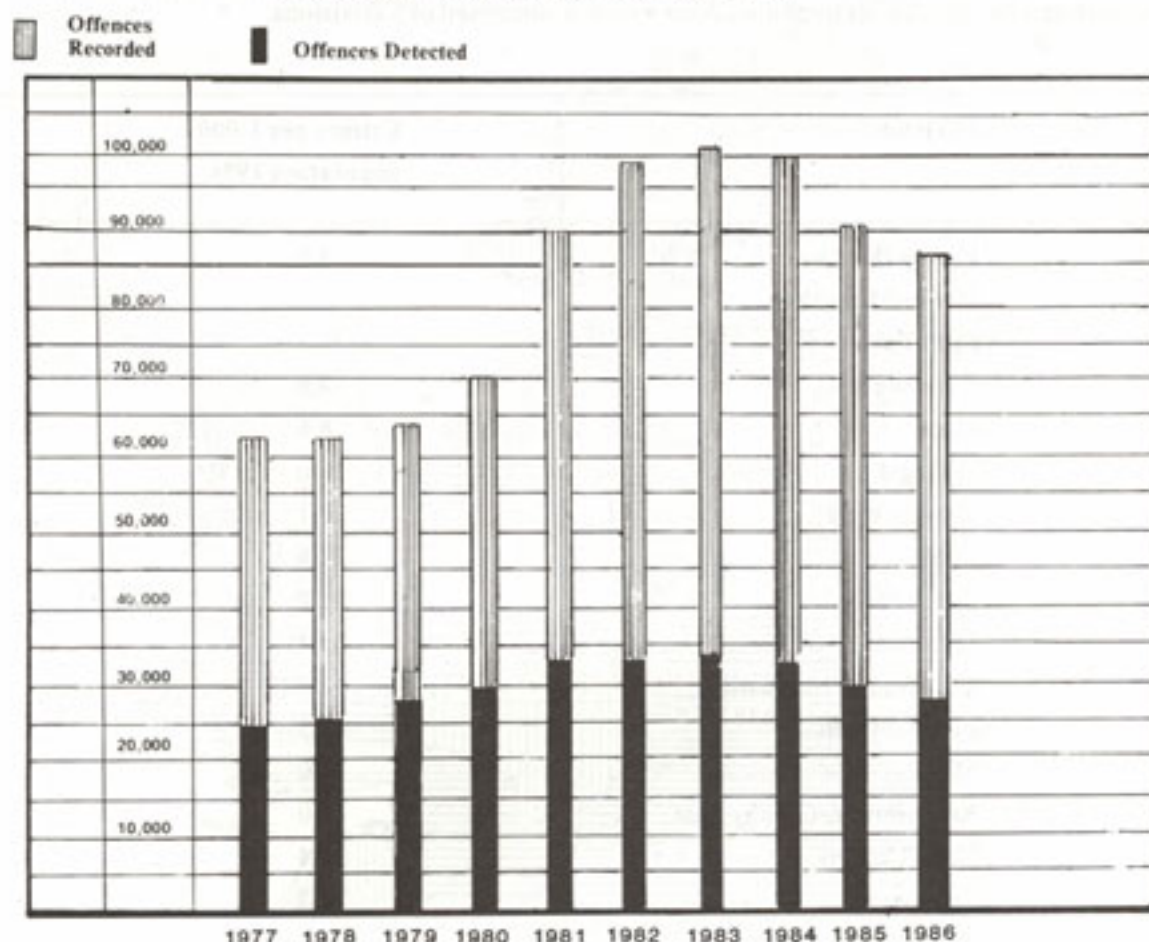


Commissioner

INDICTABLE OFFENCES

Indictable offences which came to the notice of the Garda Síochána during the year ended 31st. December, 1986 numbered 86,574 as compared with 91,285 in the year ended 31st. December, 1985, a decrease of 5.2%.

Offences Recorded and Detected 1977 - 1986



The figures for indictable offences are broken down in the following table:-

See Appendix 'A'

Indictable Offences	Offences Recorded		Change	Offences Detected	
	1986	1985		1986	1985
Offences Against the Person	1,883	2,348	-465 (19.8%)	1,487 (79.0%)	1,884 (80.2%)
Offences Against Property with Violence	35,146	37,185	-2,039 (5.5%)	9,287 (26.4%)	10,180 (27.4%)
Larcenies, etc.	49,226	51,354	-2,128 (4.1%)	16,344 (33.2%)	17,427 (33.9%)
Other Indictable Offences	319	398	-79 (19.8%)	255 (79.9%)	304 (76.4%)
Totals	86,574	91,285	-4711 (5.2%)	27,373 (31.6%)	32,795 (32.6%)

In the Dublin Metropolitan Area (D.M.A.), 49,946 indictable offences were recorded, a decrease of (5.0%) on the figure for 1985. Of the total crimes recorded in the State 57.7% occurred in the D.M.A.

The D.M.A. has an estimated population of 1,043,787 based on the 1986 census of population, or 29.5% of the total population of the State.

CRIME RATE

Based on the 1986 Census of Population, the crime rate per 1,000 of the population was 24.5 with a rate of 47.9 in the D.M.A. and a rate of 14.7 outside the D.M.A. The following table shows the rate for each Division and the Dublin Metropolitan Area which is composed of 5 Divisions.

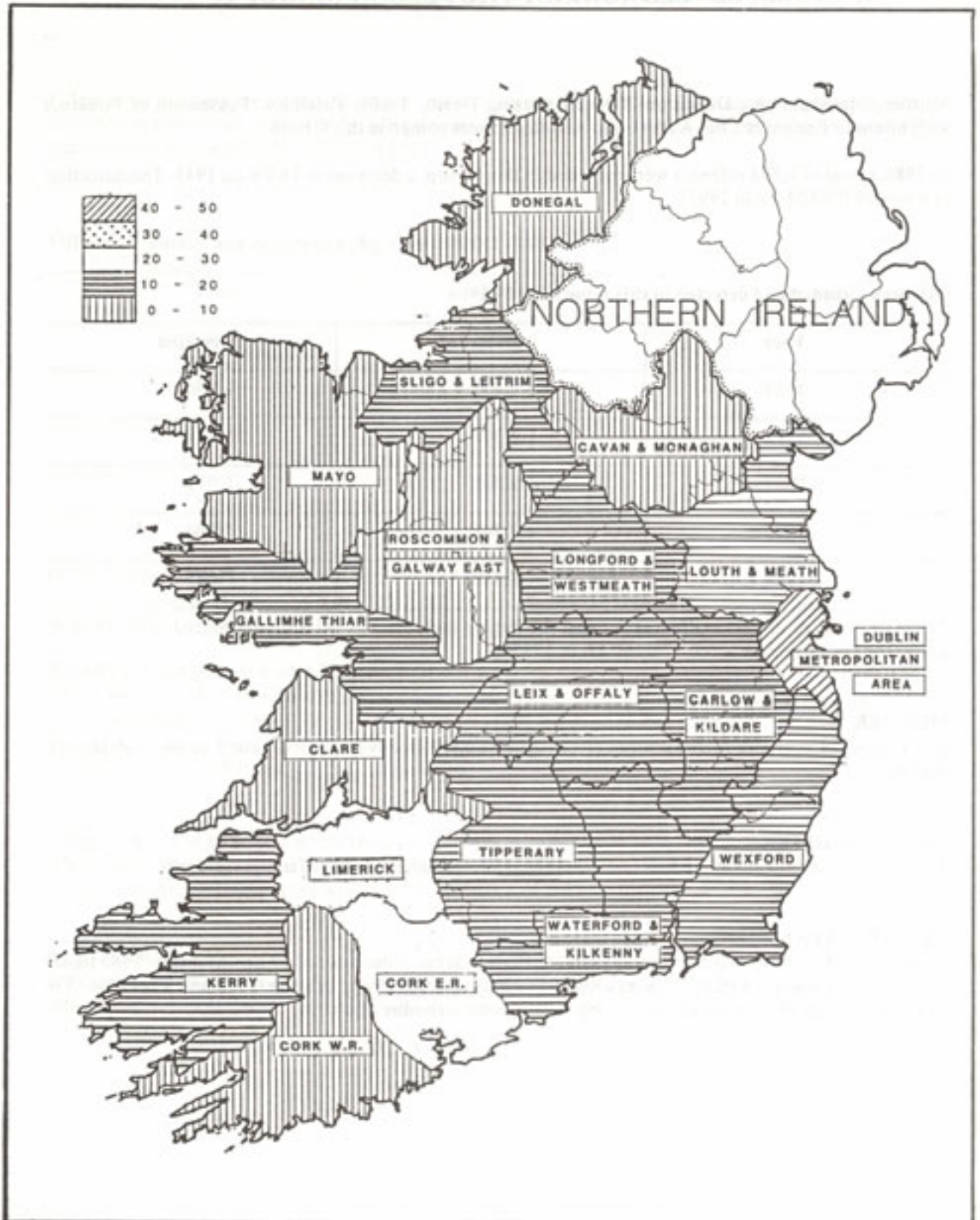
Division	Crimes per 1,000 population 1986
Carlow/Kildare	14.1
Cavan/Monaghan	6.4
Cork East	27.2
Cork West	7.8
Clare	8.6
Donegal	9.0
Galway West	16.1
Kerry	11.6
Leix/Offaly	11.0
Limerick	25.4
Longford/Westmeath	16.0
Louth/Meath	18.5
Mayo	6.0
Roscommon/Galway East	5.0
Sligo/Leitrim	12.4
Tipperary	12.2
Waterford/Kilkenny	11.4
Wexford	17.9
Dublin Metropolitan Area:	
– Northern	
– North Central	
– South Central	
– Southern	
– Eastern	
}	47.9

DETECTION OF CRIME

The overall detection rate in 1986 was 31.6% (32.6% in 1985). The detection rate varies from 79.9% in respect of Other Indictable Offences to 26.4% in Offences Against Property with Violence.

The total number of indictable offences detected was 27,373. Proceedings were taken in 24,409 cases, and the remaining 2,964 cases (col. 17 of Indictable Offences table) include cases dealt with under the Juvenile Liaison Scheme.

DIVISIONS OF AN GARDÁ SÍOCHÁNA



Indictable Offences per 1,000 population by Garda Division—1986

OFFENCES AGAINST THE PERSON (GROUP I)

Murder, Manslaughter, Dangerous Driving causing Death, Traffic Fatalities, Possession of Firearms with intent to Endanger Life, Assault and related offences comprise this Group.

In 1986 a total of 1,883 offences were recorded in this Group, a decrease of 19.8% on 1985. The detection rate was 79.0% (80.2% in 1985).

Offences recorded and detected in this Group 1982 - 1986

Year	Recorded	Detected
1982	2,275	1,936
1983	2,306	1,912
1984	2,331	1,912
1985	2,348	1,884
1986	1,883	1,487

The overall figure of 1,883 Offences Against the Person includes 773 (41.1%) committed in the D.M.A. where the detection rate was 65.7% (60.8% in 1985).

MURDER

There were 14 murders in 1986, two (2) of which remain unsolved. There were 3 cases of attempted murder.

MANSLAUGHTER

There were 8 cases of manslaughter in 1986, three (3) of which arose out of traffic accidents.

TRAFFIC FATALITIES

There were 387 deaths arising from 355 fatal traffic accidents, a decrease of 23 deaths on the 1985 figure of 410. Nine persons (4 in 1985) were charged with dangerous driving causing death and 3 persons (3 in 1985) were charged with dangerous driving causing serious bodily injury.

OFFENCES AGAINST PROPERTY WITH VIOLENCE (GROUP II)

Offences of burglary, aggravated burglary, robbery, arson and serious malicious damage to property are included in this group. A total of 35,146 offences were recorded in 1986, a decrease of 5.5% on 1985 and the detection rate was 26.4% (27.4% in 1985).

Offences recorded and detected in this Group, 1982 - 1986

Year	Recorded	Detected
1982	36,460	12,006
1983	41,364	12,972
1984	41,003	12,008
1985	37,185	10,180
1986	35,146	9,287

Of the total number of offences in this Group 18,334 (52.2%) were committed in the D.M.A. where the detection rate was 24.3% (25.4% in 1985).

ROBBERY AND AGGRAVATED BURGLARY

There were 1,534 robberies in 1986, a decrease of 313 on the previous year. Aggravated burglaries at 1,291 decreased by 8 from 1,299 in 1985. Firearms were used in 130 cases of robbery and 555 cases of aggravated burglary, an increase of 44 and 25 respectively, on the figures for 1985. These figures show an overall increase of 69 armed crimes compared to the previous year.

ARSON AND MALICIOUS DAMAGE

There were 3,181 cases of malicious damage of which 236 cases were arson; 1,422 (44.7%) were detected. In 1985 the total figure for arson was 181, showing an increase for 1986 of 30.4%.

BURGLARY

Offences of burglary numbered 29,014 of which 7,063 (24.3%) were detected. In 1985, a total of 30,917 offences of this nature were recorded showing a decrease of 6.2% for 1986.

LARCENIES ETC. (GROUP III)

Larcenies, Forgeries and Frauds of various kinds comprise this Group. In 1986, 49,226 such offences were recorded and this shows a decrease of 2,128 (4.1%) on the figure for 1985. A total of 16,344 (33.2%) of these offences were detected. In 1985 detections amounted to 33.9%.

Offences recorded and detected in this Group 1982 - 1986

Year	Recorded	Detected
1982	58,410	18,470
1983	58,283	18,479
1984	55,945	17,932
1985	51,354	17,427
1986	49,226	16,344

The overall figure of 49,226 offences recorded in this Group, includes 30,648 (62.3%) committed in the D.M.A. where detections totalled 8,140 (26.6%). In 1985 detections in the D.M.A. totalled 7,948 (25.4%). The number of larcenies from unattended vehicles at 14,638 shows a decrease of 411 (2.7%) on the figure for the previous year.

OTHER INDICTABLE OFFENCES (GROUP IV)

This is a miscellaneous crime group in which 319 offences were recorded. A total of 255 (79.9%) of these offences were detected.

When compared with 1985, the overall figure shows an decrease of 79 (19.8%). Of the total number of offences recorded, 191 (59.9%) were committed in the D.M.A. and 160 (83.8%) of these were detected.

Offences recorded and detected in this Group 1982 - 1986

Year	Recorded	Detected
1982	481	376
1983	434	336
1984	448	321
1985	398	304
1986	319	255

CASES PENDING

There were 14,473 cases of Indictable Offences pending in the District Court and 935 cases were awaiting trial on 31st. December 1986, as compared with 16,128 cases pending in the District Court and 685 cases awaiting trial on 31st. December, 1985.

CONVICTED PERSONS 1986 (By Age Group)

A

Age groups of persons convicted, or against whom the charge was held proved and order made without conviction, in respect of crimes which were pending on 1st. January, 1986.

Under 14 years	14 and under 17 years	17 and under 21 years	21 years and over	Total
217	797	1,482	3,425	5,921

B

Age groups of persons convicted, or against whom the charge was held proved and order made without conviction, in respect of crimes which were reported during 1986.

Under 14 years	14 and under 17 years	17 and under 21 years	21 years and over	Total
334	1,295	2,698	5,445	9,772

TOTAL (A) and (B)

Under 14 years	14 and under 17 years	17 and under 21 years	21 years and over	Total
551	2,092	4,180	8,870	15,693

CONVICTED PERSONS 1982 - 1986

Age groups of persons convicted, or against whom the charge was held proved and order made without conviction, in years 1982 - 1986:-

Year	Under 14 yrs	14 and under 17 yrs	17 and under 21 yrs	21 yrs and over	Total
1982	316	2,243	4,800	8,109	15,468
1983	442	2,172	5,899	9,634	18,147
1984	332	2,017	5,459	8,588	16,396
1985	386	1,679	4,136	9,059	15,260
1986	551	2,092	4,180	8,870	15,693

Total number of persons and juveniles (under 17 years of age) convicted or against whom charge was held proved and order made without conviction in years 1982 - 1986.

Year	Total number of persons of all ages convicted	Juveniles (under 17 years) convicted
1982	15,468	2,559 (16.5%)
1983	18,147	2,614 (14.4%)
1984	16,396	2,349 (14.3%)
1985	15,260	2,065 (13.5%)
1986	15,693	2,643 (16.8%)

INDICTABLE OFFENCES RECORDED AND DETECTED BY GARDA DIVISIONS AND FIVE PRINCIPAL CITY AREAS

- YEAR ENDED 31ST DECEMBER, 1986

DIVISION	GROUP I Offences Against the person		GROUP II Offences Against Property with Violence		GROUP III Larcenies etc..		GROUP IV Other Indictable Offences		Total Indictable Offences	% variation on 1985 figures	No. of detections for 1986
	Rec.	Det.	Rec.	Det.	Rec.	Det.	Rec.	Det.			
Carlow/Kildare	69	67	1224	361	940	573	8	6	2241	- 9.9	1007 (44.9%)
Cavan/Monaghan	20	15	333	108	322	163	8	7	683	- 11.1	293 (42.9%)
Cork East	237	202	3311	858	4383	1649	16	13	7947	- 14.8	2722 (34.3%)
Cork West	49	48	429	131	452	166	2	1	932	- 0.9	346 (37.1%)
Clare	14	12	375	129	397	224	3	3	789	+ 11.6	368 (46.6%)
Donegal	57	44	610	200	486	200	18	9	1171	- 7.9	453 (38.7%)
DMA - Northern	165	126	3752	1023	4566	1309	35	32	8518	- 5.0	2490 (29.2%)
North Central	201	124	3275	792	9186	2721	71	56	12733	- 9.5	3693 (29.0%)
South Central	120	67	3237	1009	7743	1617	51	41	11151	- 3.2	2734 (24.5%)
Southern	202	130	5105	972	6075	1434	25	22	11407	- 6.3	2558 (22.4%)
Eastern	85	61	2965	654	3078	1059	9	9	6137	+ 4.7	1783 (29.1%)
Galway West	45	38	796	250	1112	469	4	3	1957	+ 7.8	760 (38.8%)
Kerry	46	42	583	167	807	345	7	5	1443	- 12.7	559 (38.7%)
Leix/Offaly	30	27	606	184	599	293	9	8	1244	+ 12.9	512 (41.2%)
Limerick	60	56	1919	524	2191	948	3	2	4173	+ 8.9	1530 (36.7%)
Longford/Westmeath	28	27	658	206	829	414	3	3	1518	- 7.7	650 (42.8%)
Louth/Meath	209	177	2056	473	1928	782	11	8	4204	- 3.7	1440 (34.3%)
Mayo	22	21	309	126	360	232	-	-	691	+ 12.9	379 (54.8%)
Roscommon/Galway East	19	19	248	114	285	127	2	2	554	- 5.1	262 (47.3%)
Sligo/Leitrim	34	32	440	138	546	303	6	6	1026	- 19.7	479 (46.7%)
Tipperary	54	49	769	240	841	366	7	6	1671	- 17.5	661 (39.6%)
Waterford/Kilkenny	27	25	931	225	918	470	1	1	1877	- 1.6	721 (38.4%)
Wexford	90	78	1215	403	1182	480	20	12	2507	+ 5.4	973 (38.8%)
TOTALS	1883	1487	35146	9287	49226	16344	319	255	86574	- 5.2	27373 (31.6%)
CITY DISTRICTS											
Dublin Metropolitan	773	508	18334	4450	30648	8140	191	160	49946	- 5.0	13258 (26.5%)
Cork	175	144	2464	631	3437	1281	3	3	6079	- 17.5	2059 (33.9%)
Limerick	42	39	1562	443	1947	854	3	2	3554	+ 9.0	1338 (37.6%)
Galway	26	20	622	190	941	378	4	3	1593	+ 17.7	591 (37.1%)
Waterford	7	7	443	87	437	272	-	-	887	+ 5.0	366 (41.3%)

INDICTABLE OFFENCES WHICH BECAME KNOWN TO THE GARDAI DURING THE YEAR ENDED 31st DECEMBER 1986

(1) NATURE OF OFFENCES	(2) No. of Offences reported or known	(3) No. of Offences in which Criminal Proceedings were Commenced	RESULT OF PROCEEDINGS IN CASES													(16) Still Pending in District Court	(17) Crimes for which the perpetrators were detected but for which no proceedings are shown.	Number (by Sex and Age Groups) of Persons convicted or against whom the Charge was held proved and Order made without Conviction.									
			(4) Informations refused	Dealt with on Indictment and							(10) Committed for Trial and still awaiting Trial	Dealt with Summarily and						(18) Under 14 Years		(19) 14 and under 17 years		(20) 17 and under 21 years		(21) 21 years and over		(22) Total	
				(5) Convicted	(6) Acquitted	(7) Found insane & incapable of Pleading	(8) Not Proven/entered	(9) Adjourned Sine Die or otherwise disposed of	(11) Convicted	(12) Dismissed		(13) Charge proved & order made without Conviction	(14) Charge Withdrawn	(15) Adjourned Sine Die or otherwise disposed of	M			F	M	F	M	F	M	F			
GROUP 1																											
Offences Against The Person																											
1. Murder (of persons aged above one year)	14	12		2					7						3				1		1			2			
2. Murder (of infants aged one year and under)																											
3. Infanticide																											
4. Attempts to Murder	3	1													1												
5. Threats, Conspiracy or Incitement to Murder																											
6. Manslaughter (other than Traffic Fatalities)	5	5		1					1						3				1					1			
7. Manslaughter (Traffic Fatalities)	3	1													1												
8. Dangerous Driving causing Death	9	9		2						1					6				1		2			3			
9. Dangerous Driving causing serious bodily harm	4	3										1			2												
10. Wounding and Other Acts endangering life (Felonies)	105	77		1	1				8	7			1	1	58	1		3	1		4	1		9			
11. Wounding and Other Acts endangering life (Gardai on duty)	11	11		1						7					3				1	3	4	1		9			
12. Assault, wounding & other like offences (Misdemeanours)	983	715		18	1		1	2	13	188	23	6	24	4	415	33	4	16	3	60	2	156	13	254			
13. Assault, wounding & other like offences (Gardai on duty)	358	341		7	1				10	158	11	4	5	5	140	1		8		55	1	123	6	193			
14. Endangering Railway Passengers	1																										

VALUE OF PROPERTY STOLEN AND RECOVERED IN 1986

Table showing:- (1)Offences against property with violence (lines 37 to 40, inclusive of the table of indictable offences for 1986).
(2)Larcenies etc. offences against property without violence (lines 55 to 59, inclusive, of table of indictable offences for 1986).

	Less than £10	£10 and less than £50	£50 and less than £100	£100 and less than £200	£200 and less than £300	£300 and less than £400	£400 and less than £500	£500 and less than £1,000	£1,000 and less than £5,000	£5,000 and over	Total No. of crimes in which property was stolen	Total value of property stolen	Total value of property recovered	Total No. of cases in which no property was stolen
(1)No. of offences against property with violence	1,279	4,121	3,228	3,777	2,411	1,780	1,459	4,245	3,614	619	26,533	£ 30,882,705	£ 2,591,904	5,306
(2)No. of larcenies etc.	3,403	10,848	7,536	8,022	3,703	2,097	1,198	2,518	1,890	443	41,658	13,973,926	1,310,401	485

TOTAL VALUE OF PROPERTY STOLEN

1986 £44,856,631
1985 £31,165,310

TOTAL VALUE OF PROPERTY RECOVERED

£3,902,305 (8.7%)
£2,664,983 (8.5%)

AGE ANALYSIS OF MURDERED PERSONS — 1986

Age in years	0-9	10-14	15-16	17-20	21-29	30-64	65-74	75-99
No of persons	1	—	—	3	2	8	—	—

Murders Recorded and Detected in 1986 by Divisions

Division	Recorded	Detected
Carlow/Kildare	1	1
Cavan/Monaghan	1	—
Cork East	—	—
Cork West	1	1
Clare	—	—
Donegal	—	—
Dublin Metropolitan Area		
— Northern	2	2
— North Central	1	1
— South Central	—	—
— Southern	3	2
— Eastern	—	—
Galway West	—	—
Kerry	—	—
Leix/Offaly	—	—
Limerick	1	1
Longford/Westmeath	2	2
Louth/Meath	2	2
Mayo	—	—
Roscommon/Galway East	—	—
Sligo/Leitrim	—	—
Tipperary	—	—
Waterford/Kilkenny	—	—
Wexford	—	—
TOTALS	14	12

**ANALYSES OF AGGRAVATED BURGLARIES WHERE FIREARMS WERE USED AND ARMED ROBBERIES –
LINE 38 AND 40 TABLE OF INDICTABLE OFFENCES – 1986**

	House/ Flat	Bank	P.O.	Betting Office	Licensed Premises	Chemist Shop	Shop/ Stall	Garage	Factory/ Store	Hospital	Office	Dance Hall	Rail- way Stn.	School	Hotel	Petrol Stn.	Street/ Road	Other	TOTAL
Carlow/Kildare		1	2		2		2		1							1	2	1	12
Cavan/Monaghan		3	1														1		5
Clare	1															1	2	1	5
Cork East			1		1			1									2		5
Cork West	1																		1
Donegal	5		4														2	1	12
DMA - Northern	13	5	18	7	8		23	4	8		6		3	1	1		31	20	148
North Central	1	4	6	6	19	1	21	6	2	1	10			1		2	28	30	138
South Central	2	13	9	2	14		13	2	4	1	8				1	16	12	97	
Southern	7	9	13	5	11		34	6	8		5				1	5	28	27	159
Eastern	7	1	4				11	1	1	1	1		1		1		11	2	42
Galway West															1				1
Kerry																			4
Leix/Offaly	1		3														1	1	6
Limerick	3	1	3				5				1					1	2	1	17
Longford/Westmeath			1																1
Louth/Meath	7		1		1		2		1		1				1		4	2	20
Mayo																			
Roscommon/Galway East																			
Sligo/Leitrim																			
Tipperary	3						1												4
Waterford/Kilkenny			1						1							1			3
Wexford	2								1							1		1	5
TOTALS	53	37	67	20	56	1	112	20	27	3	32	-	4	2	5	13	130	103	685

CASH ANALYSIS OF AGGRAVATED BURGLARIES WHERE FIREARMS WERE USED AND ARMED ROBBERIES – 1986

Up to £99.99	11		1	2	8		26	8	3		2				2	6	25	9	103
£100 to £499.99	8		7	7	16		32	5	4	2	5		2	1	1	2	27	18	137
£500 to £999.99	4		6	6	5		9		2		5			1		1	11	14	64
£1000 to £4999.99	5	13	23	5	17		16	1	7	1	9		1		2	1	30	23	154
£5000 +	12	23	22		5		13	4	9		7		1				21	20	137
Nothing taken.	13	1	8		5	1	16	2	2		4					3	16	19	90
TOTALS	53	37	67	20	56	1	112	20	27	3	32	-	4	2	5	13	130	103	685

ARMS, AMMUNITION, EXPLOSIVES SEIZED BY THE GARDAÍ DURING THE YEAR 1986

During the year 1986, the following quantities of arms, ammunition, explosives, etc., illegally held, were seized by the Gardaí from various sources.

353	Firearms (including rifles, shotguns, machineguns, pistols, revolvers, etc).
33,939	Rounds of ammunition (assorted).
621	Shotgun cartridges.
36	Detonators.
35	Magazines for firearms.
9	Hand grenades
492	Lbs. of explosives
4	Bombs of various types
10	Rockets

In addition to the above, a large quantity of detonating fuse wire was seized, together with assorted bomb-making material and explosive items, as well as incendiary devices, walkie-talkie sets, tubes for mortar bombs and timing devices.

SCENES OF CRIME EXAMINATION

During the year, the Scenes of Crime Examiners from the Fingerprint Section of the Technical Bureau attended the scenes of 13,254 crimes, compared with 22,149 during the previous year. In 1,145 instances the fingermarks of culprits were identified compared with 1,664 identifications in 1985. 599 scenes of crime were visited by members attached to Ballistics Section compared with 1,037 scenes attended during the previous year.

FORENSIC SCIENCE

In 1986 the Forensic Science Laboratory received 1,428 separate drug cases and 1,906 other cases covering hit-and-run accidents, murder, rape, fibres and armed robberies, explosives, etc. Approximately 25,000 separate items were brought to the Laboratory for testing. There were 135 cases involving the suspected use of firearms and 69 involving explosives.



MISSING PERSONS

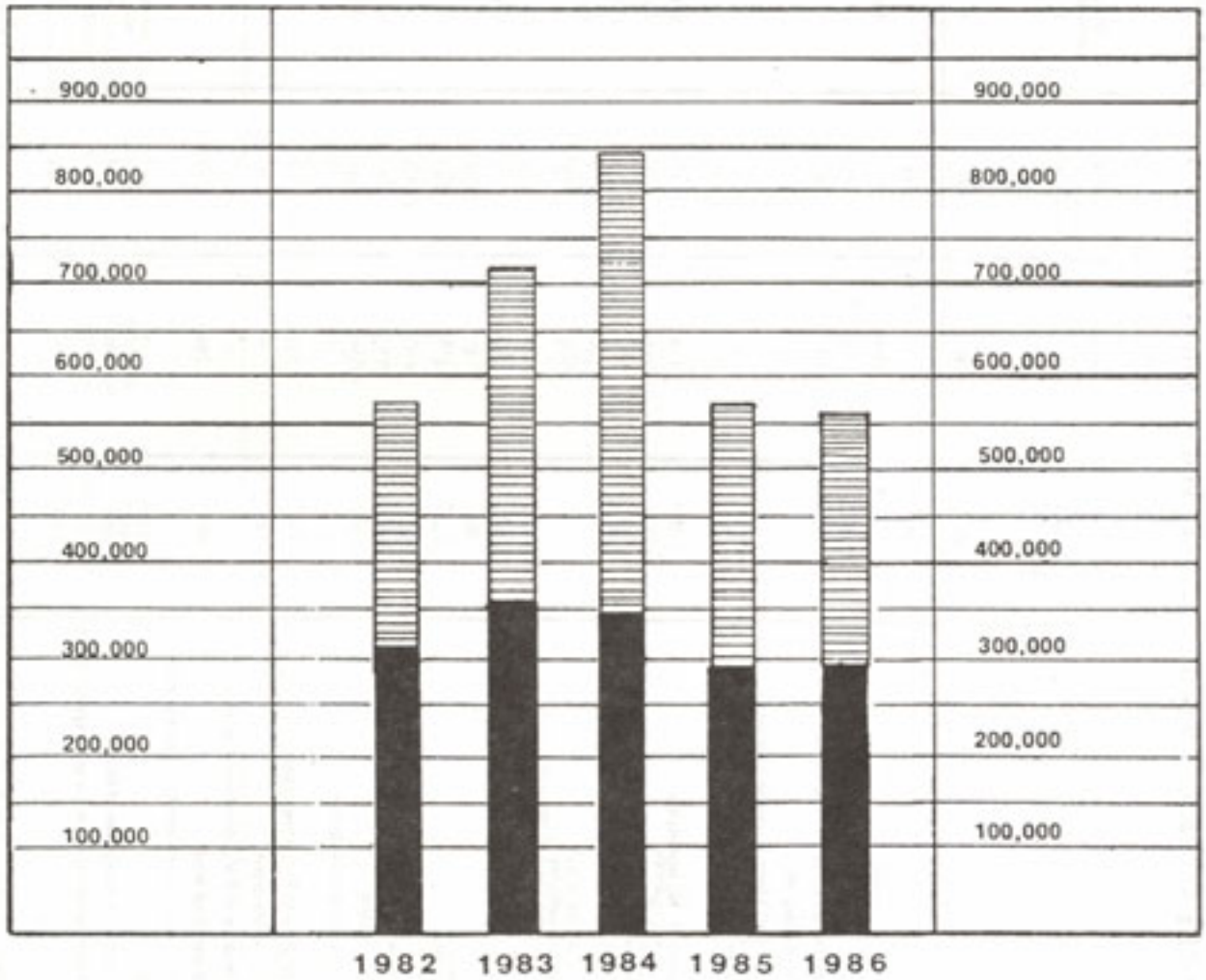
During the year 1,264 persons were reported missing. At the end of the year 25 persons were still not traced.

DOG HANDLERS

Trained dogs were used by Garda handlers during the year in searches for drugs and explosives. They were also used in tracking operations and general patrolling. During the year 160 arrests were made by members of the Dog Unit. In addition they assisted in the investigation of 150 other cases.

NON-INDICTABLE OFFENCES

-  Non-indictable offences in which proceedings were taken
-  Persons convicted



See Appendix 'B'

NON INDICTABLE OFFENCES — Proceedings and Persons Convicted in the year 1986

OFFENCES	No of Offences in which proceedings were taken	Charges withdrawn or dismissed	Number of convictions	Charges proved and order made without conviction	Adjourned or otherwise disposed of	No of persons convicted or against whom charge was held proved or order made without conviction
(1)	(2)	(3)	(4)	(5)	(6)	(7)
1. (a) Assaults	5209	1108	2931	345	825	2757
(b) Assaults (Gardaí on duty)	870	104	608	62	96	589
2. Cruelty to animals	98	12	65	6	15	63
3. (a) Dogs, Offences in relation to Licensing of (Finance Act, 1925)	664	106	481	35	42	467
(b) Dogs Order, 1966 (wearing of dog collars, etc.)	88	16	56	10	6	53
(c) Dogs, Protection of Livestock Act, 1960 (dogs worrying livestock)	72	15	52	3	2	32
4. School Attendance Act, 1926, Offences Against	135	12	93	24	6	113
5. Traffic Acts, Offences against:						
(a) Lighting Regulations — Pedal Cycles (i) No front lamp	1040	134	547	209	150	633
— Pedal Cycles (ii) No rear lamp	993	110	473	264	146	357
— Pedal Cycles (iii) No reflector	489	71	160	175	83	109
(b) Lighting Regulations — M.P.V.	18815	2357	11122	3438	1898	7702
(c) Lighting Regulations — Animal-drawn vehicles	3	2	—	—	1	—
(d) Licences — Driving	69867	18329	28643	10867	12028	23597
(e) Obstruction	1493	199	1121	109	64	1118
(f) Dangerous Parking	296	47	208	19	22	211
(g) Road Traffic General Bye-Laws, 1964	4641	675	2463	735	768	2394
(h) Local Bye-Laws	77409	9092	49805	9237	9275	55170
(i) Dangerous and Careless Driving	10410	2152	6081	573	1604	5956
(j) Compulsory Insurance	73625	21327	32481	7869	11948	30093
(k) Drink and Driving:						
(i) Driving or attempting to drive M.P.V. while drunk	898	218	529	—	151	529
(ii) Being in charge of M.P.V. while drunk	81	10	60	—	11	60
(iii) Driving or attempting to drive M.P.V., blood/urine/alcohol concentration above prescribed limit.	5804	266	4348	—	1190	4346
(iv) Being in charge of M.P.V., blood/urine/alcohol concentration above prescribed limit	271	25	227	—	19	227
(v) Refusing to provide preliminary specimen of breath	328	33	234	2	59	225
(vi) Refusing to provide or permit taking of blood/urine specimen at Garda stations	680	51	504	3	122	494

NON INDICTABLE OFFENCES — Proceedings and Persons Convicted in the year 1986

OFFENCES	No of Offences in which proceedings were taken	Charges withdrawn or dismissed	Number of convictions	Charges proved and order made without conviction	Adjourned or otherwise disposed of	No of persons convicted or against whom charge was held proved or order made without conviction
(1)	(2)	(3)	(4)	(5)	(6)	(7)
(l) Driving or attempting to drive or being in charge of animal-drawn vehicle while drunk	4	—	4	—	—	4
(m) Driving or attempting to drive pedal cycle while drunk	11	1	10	—	—	10
(n) Exceeding speed limit — (i) Built-up area	8587	637	7130	626	194	7340
— (ii) Special	2338	120	1938	208	72	1977
— (iii) Ordinary	1109	71	925	85	28	972
— (iv) General	3534	294	2903	213	124	2753
(o) Driving dangerously defective M.P.V.	1936	471	582	264	619	579
(p) Other offences	18689	3815	11291	2756	827	10281
(q) Construction Equipment and Use of Vehicles Regulations, 1963						
Construction Equipment — (i) Defective tyres	8957	1008	5495	1447	1007	4284
Construction Equipment — (ii) Defective steering	104	6	77	16	5	61
Construction Equipment — (iii) Defective brakes	791	76	561	106	48	493
Construction Equipment — (iv) Other Offences	20799	3127	12254	2889	2529	9010
6. (a) Taking M.P.V. without authority	1737	202	1125	138	272	1079
(b) Unauthorised interference with mechanism of M.P.V.	1620	211	983	145	281	969
(c) Taking possession of pedal cycle without consent	154	20	106	17	11	108
7. Road Transport Acts						
8. Roads Act and Finance Acts — Excise Licence	4021	696	2167	635	523	1762
9. Intoxicating Liquor Laws, Offences against:	163966	37172	83598	21216	21980	82390
(a) Illegally on Licensed Premises during closing hours	10209	635	8811	139	624	8764
(b) Drunkenness, Simple	1349	134	1008	136	71	1062
(c) Drunkenness with aggravation	3222	285	2436	263	238	2502
(d) Offences by Licensed Persons (or their Servants) against closing Regulations	2439	780	1325	145	189	1301
(e) Other Offences by Licensed Persons (or their Servants)	144	18	96	13	17	84
(f) Supplying or selling drink to persons under 18 years	6	1	5	—	—	5
(g) Offences in connection with Registered Clubs	46	10	32	1	3	32
(h) Other offences against Intoxicating Liquor Laws	562	98	344	83	37	393

NON INDICTABLE OFFENCES — Proceedings and Persons Convicted in the year 1986

OFFENCES (1)	No of Offences in which proceedings were taken (2)	Charges withdrawn or dismissed (3)	Number of convictions (4)	Charges proved and order made without conviction (5)	Adjourned or otherwise disposed of (6)	No of persons convicted or against whom charge was held proved or order made without conviction (7)
10. Labour Laws, Offences against	3	—	3	—	—	3
11. Malicious Damage to Animals, Fences, etc.	2149	261	1362	179	347	1383
12. Police Regulations, Offences against:						
(a) Dublin Metropolitan Police Acts	2007	280	973	314	440	1065
(b) Summary Jurisdiction (Ireland) Act, 1851	490	74	247	91	78	293
13. Prostitution	—	—	—	—	—	—
14. Living on earnings of prostitute	—	—	—	—	—	—
15. Revenue Laws, Offences against	177	24	80	21	52	55
16. Stealing, Receiving or Possessing Stolen Property (not the subject of larceny at Common Law)	256	56	128	23	49	112
17. Street Trading Acts — Offences against	2325	105	515	300	1405	469
18. Vagrancy Acts — Offences against:						
(a) Begging	239	38	173	18	10	177
(b) Other Offences	231	36	115	39	41	139
19. Wireless Telegraphy Act, 1926 — Offences against	3	—	2	—	1	2
20. Firearms Acts — Offences against	194	13	148	12	21	149
21. Explosives — Offences in relation to	6	—	3	3	—	6
22. Misuse of Drugs Act, 1977:						
(a) Unlawful possession of controlled drugs; Section 3	1128	51	857	55	165	839
(b) Unlawful possession of controlled drugs with intent to supply; Section 15	231	46	112	5	68	115
(c) Importation of controlled drugs	11	—	8	—	3	8
(d) Cultivation of controlled drugs	16	1	14	1	—	17
(e) Allowing premises etc. to be used	26	2	20	—	4	20
(f) Possession of forged prescription	26	—	21	—	5	19
(g) Forging a prescription	8	—	7	—	1	6
(h) Attempts etc. and miscellaneous offences, Section 21	55	2	45	—	8	44
(i) Other offences	3	—	2	—	1	2
23. Offences under Juries Act, 1976	243	65	102	18	58	120
24. Other Offences	13,831	2256	9115	1328	1132	7755
TOTAL	554271	109669	302550	67933	74119	288308

**NON-INDICTABLE OFFENCES BY DIVISION
YEAR ENDED 31st. DECEMBER, 1986**

Division	Total No. of offences in which proceedings were taken
Carlow/Kildare	18,046
Cavan/Monaghan	14,027
Cork East	47,292
Cork West	9,828
Clare	9,785
Donegal	9,809
D.M.A.	273,307
Galway West	12,120
Kerry	13,204
Leix/Offaly	16,447
Limerick	23,337
Longford/Westmeath	12,326
Louth/Meath	29,683
Mayo	9,452
Roscommon/Galway East	8,644
Sligo/Leitrim	8,920
Tipperary	13,142
Waterford/Kilkenny	15,222
Wexford	9,680
TOTAL	554,271

The following table shows a breakdown of the principal offences for which proceedings were taken.

Type of offences	Number of offences in which proceedings were taken
Highway Acts (Road Traffic Acts, Road Transport Acts and Roads Act)	505,500
Intoxicating Liquor Laws	17,977
Assaults	6,079
School Attendance Act	135
Dog Acts	824
Malicious Damage	2,149
Street Trading Acts	2,325
Vagrancy Acts	470
Drug Offences	1,504
Dublin Metropolitan Police Acts	2,007
Prostitution	—
Other	15,301

JUVENILE LIAISON SCHEME

The Juvenile Liaison Scheme: (by which first-time offenders under 17 years are cautioned, in accordance with certain conditions, and kept under the supervision of a Juvenile Liaison Officer—a specially trained Garda—instead of being prosecuted), continues to assist young people who might otherwise well start a criminal career. The Juvenile Liaison Officer's brief is wider than the immediate supervision of first-time offenders and they continue their general involvement in community affairs, especially where juveniles are concerned.

The following tables show the activities of the Scheme since its inception in 1963, and for 1986, respectively:

Particulars		D.M.A.	All other Divisions	Total
Juveniles admitted to the Scheme since its inception in 1963	Boys	11,626	12,806	24,432
	Girls	2,116	2,468	4,584
	Totals	13,742	15,274	29,016
Recidivists		1,566	1,431	2,997
Cases closed, subject 17 years of age		5,759	6,107	11,866
Cases closed, supervision withdrawn after 2 years		4,629	4,856	9,485
Number of visits to homes of delinquents		169,502	180,970	350,472
Visits to Boys' Clubs		25,815	40,169	65,984
Lectures and Meetings		12,240	30,045	42,285

During 1986, 2,718 juveniles were admitted to the scheme (2,096 Boys and 622 Girls).

Particulars		DMA	All other Divisions	TOTAL
Juveniles admitted during 1986	Boys	1,011	1,085	2,096
	Girls	295	327	622
	TOTALS	1,306	1,412	2,718
Recidivists		192	113	305
Cases closed, subject 17 years of age		450	655	1,105
Cases closed, supervision withdrawn after 2 years		447	624	1,071
Visits to delinquents' homes		9,222	11,720	20,942
Visits to Boys' Clubs		1,999	3,577	5,576
Lectures and Meetings		1,207	2,342	3,549

GARDA COMMUNITY RELATIONS

The Garda Community Relations Section administers community relations programmes throughout the country. The principal ones are: the Crime Prevention Advisory Service; Juvenile Liaison Scheme; Neighbourhood Watch; Community Alert and Garda Patrol (the television crime information programme broadcast on RTE).

CRIME PREVENTION

Each Division provides a Crime Prevention Advisory Service. Businessmen, shopkeepers and others can have a security survey carried out free of charge on their premises, which will advise them on appropriate measures which can be taken in order to make their property less vulnerable to criminal attack. Other activities of the service include the mounting of crime prevention exhibitions, distribution of literature, provision of advice and guidance through the media as well as through lectures and talks to community groups. The weekly television programme "Garda Patrol" has played an important role here in seeking and obtaining valuable information which has helped in the detection of crime. During the year 6,535 security surveys were undertaken and lectures were provided in 652 cases.

NEIGHBOURHOOD WATCH AND COMMUNITY ALERT

These are community-based crime prevention programmes by which the community is encouraged to help in the prevention of crime by acting as "the eyes and ears" of the Gardaí. 1986 showed a large increase in the number of households joining Neighbourhood Watch Schemes, and this increase played a significant role in the reduction of crime, especially in the level of household burglary.

By the end of 1986, 92,783 households had joined 322 Neighbourhood Watch Schemes, and about 200 Community Alert Schemes were in existence throughout the country.

SUB-AQUA UNIT

The Garda Sub-Aqua Unit was established in 1966 to carry out searches for:

- (a) Bodies of victims of crime or drowning accidents.
- (b) Weapons used in the commission of crime or other evidence of crime deposited in water.

The Unit carried out 25 search operations during the year in connection with the investigation of crime. Resulting from 30 underwater search operations, the Unit recovered 17 bodies.

THE EMERGENCY 999 SERVICE

During the year 174,013 emergency 999 calls were received by the Garda: 136,610 calls at the Communications Centre, Dublin Castle; 27,376 at the Communications Room, Union Quay, Cork City; 3,852 calls at the Communications Room, Henry Street, Limerick; 1,774 calls at Communications Room, Galway; 487 calls at the Communications Room, Waterford; 2,428 calls at the Communications Room, Dundalk; 958 calls at the Communications Room, Letterkenny, and 528 calls at the Communications Room, Portlaoise.

STOLEN MOTOR VEHICLE INVESTIGATION UNIT

This Unit which operates for the whole country is based in Dublin. Close liaison is maintained with similar units in other countries and this co-operation has led to the recovery of many stolen vehicles. During the year 1,775 vehicles were recorded as stolen. 1,187 of the vehicles stolen were motor cars while the remaining 588 vehicles consisted of motor cycles, lorries, vans, etc.

ROAD TRAFFIC

There were 355 fatal traffic accidents during the year resulting in the deaths of 387 persons. These figures show a decrease of 23 in the numbers killed and 22 in the number of accidents compared to the figures for the previous year.

PUBLIC RELATIONS AND PRESS OFFICE

During 1986 the Garda Press Office was engaged in many activities, from the day-to-day routine of assisting the media with check calls to the Office, to attendance at scenes of serious crimes which attracted media attention. There was a marked increase in the number of queries dealt with as the media became more aware of the extended office hours introduced at this Section in 1985. The staff maintained its high commitment to schools and colleges by their participation in career guidance exhibitions and lectures.

MISUSE OF DRUGS

During 1986 a total of 1,163 persons were charged with offences under the Misuse of Drugs Act 1977/1984. This compares with 1,270 persons charged in 1985, a reduction of 8.43%.

The total number of seizures of controlled drugs in 1986 was 1,440. This compares with a figure of 1,637 in 1985 and shows a reduction of 12.03%. As in 1985 there was a further significant increase in the amount of heroin seized from 1,220.00g in 1985 to 1,895.79g. This is an increase of 55.39%. One seizure of heroin for which an Italian National was charged and convicted amounted to 1,311.60g. All the heroin seizures were made in the Dublin area except one seizure of .011g. which was made in Limerick.

The drug courses which commenced in 1981 continued throughout the year and a total of 2,804 members of all ranks have now undergone these courses.

In 1986 a total of 907 lectures and talks on drug abuse were given by the Drug Squad and selected Gardai in each Division, to interested groups and organisations.

The Customs Service continued to play an active role in co-operation with the Garda Síochána in making seizures at points of entry to the country throughout the year.

DRUG OFFENCES 1986

Age Groups of Persons Charged

Under 17 years		17 and under 21 years		21 years and over	
Male	Female	Male	Female	Male	Female
15	—	233	19	797	99

PARTICULARS OF DRUGS SEIZED 1986

TYPE OF DRUG	QUANTITY SEIZED
Cannabis Resin	11.74kg.,
Cannabis	1.00kg.,
Cannabis Plants	358
Hash Oil	8.00g.
Cocaine	170.70g.
Heroin	1895.79g.
Morphine	09g + 1t.
Psilocin	228.00g.
LSD	252 units.
Barbiturates	357t.
Amphetamines	11.41g.
Synthetic Opiates	335t + 2000 m.l.

t. — tablet
 amp. — ampoules
 g. — gramme
 kg. — kilogramme
 m.l. — millilitre
 t. — tablet

DRUGS OFFENCES — PERSONS CHARGED 1986

DIVISIONS	No. of Persons Charged	Persons Charged		TYPE OF DRUG	No. of Persons Charged
		Nationality	Number		
Dublin Metropolitan Area	907	Irish	1093	Cannabis Resin	505
Carlow/Kildare	8	English	24	Cannabis Resin/Cannabis	25
Cavan/Monaghan	2	N. Irish	23	Cannabis Resin/Heroin	53
Clare	4	Welsh	5	Cannabis Resin/Cocaine	7
Cork East	104	N. American	4	Cannabis	88
Cork West	7	Lybian	2	Cannabis/Heroin	16
Donegal	9	Dutch	2	Cannabis/Cocaine	2
Galway West	3	Algerian	1	Heroin	341
Kerry	15	German	1	Morphine	4
Leix/Offaly	6	Portugese	1	Cocaine	17
Limerick	31	Nigerian	1	L.S.D.	7
Longford/Westmeath	2	Scottish	1	Psilocin	3
Louth/Meath	26	Italian	1	Amphetamines	8
Mayo	6	Mauritian	1	Synthetic Narcotics	29
Roscommon/Galway East	3	Chinese	1		
Sligo/Leitrim	1	S. Arabian	1		
Tipperary	3	Spanish	1		
Waterford/Kilkenny	18			OTHER OFFENCES	
Wexford	8			Forged Prescriptions	21
				Cultivation of Cannabis Plants	17
				Allow Premises to be used for Drug Abuse	20
TOTALS	1163		1163	TOTAL	1163

TRAFFIC OFFENCES—DRINK AND DRIVING 1986

Annual Statistics of Breath Tests, Blood/Urine Tests, Arrests, etc.

1. BREATH TESTS

(a) Total number of persons breath tested	10,821
(b) Breath test positive	6,152
(c) Breath test negative	4,669
(d) Breath test refused	343

2. BLOOD/URINE TESTS

(a) Blood specimen given	4,602
(b) Urine specimen given	2,469
(c) Specimen refused	711

3. ARRESTS

(a) For refusing breath tests (Sections 12 and 13 of the Road Traffic (Amendment) Act, 1978)	343
(b) Arrest without breath test (Sections 49 and 50 R.T.A. 1961 as amended by Sections 10 and 11 Road Traffic (Amendment) Act, 1978)	1,673

4. ANALYSES OF SPECIMENS

(a) Under prescribed concentration	653
(b) Over prescribed concentration	6,219
(c) Specimens still to be analysed at end of year	120
(d) Insufficient or spoiled	79

TOTAL ANALYSES	7,071
-----------------------	--------------

**NON INDICTABLE OFFENCES (TRAFFIC) 1986
(Drink and Driving)**

Sex and Age of Persons Convicted

Offence	Persons Convicted	17 and under 21 years		21 years and over	
		M	F	M	F
Driving or attempting to drive a M.P.V. while drunk or with a blood/urine/alcohol concentration above the prescribed limit.	4,876	170	8	4,505	193
Being in charge of M.P.V. while drunk or with a blood/urine/alcohol concentration above the prescribed limit.	287	4	0	275	8
Refusing to provide or permit the taking of blood/urine specimen at Garda Station.	494	18	1	449	26
Refusing to provide a preliminary specimen of breath.	226	7	1	207	11

FINE ON THE SPOT NOTICES ISSUED IN 1986

	Parking Violations	Non Display of Licence Disc
Gardai	78,601	26,454
Wardens	405,953	85,600
TOTAL	484,554	112,054
Fines Paid	232,443	28,266
Court Proceedings	73,905	35,614
Notices Cancelled	29,590	4,758
Proceedings Pending	143,381	43,319
Spoiled Notices	5,235	97

ROAD TRAFFIC ACT 1961 (SECTION 103) OFFENCES REGULATIONS, 1976

Parking Violations — Fine on the Spot Notices Issued — 1986

	Carlow/ Kildare	Cavan/ Monaghan	Clare	Cork East	Cork West	Donegal	DMA	Galway West	Kerry	Leix/Offaly	Limerick	Longford/ Westmeath	Louth/Meath	Mayo	Roscommon/ Galway East	Sligo/Leitrim	Tipperary	Waterford/ Kilkenny	Wexford	TOTAL	
Gardai	391	564	651	38768	762	821	25622	2395	1079	787	1076	1524	382	223	789	174	527	897	1169	78601	
Wardens							403573		1600			780									405953
TOTALS	391	564	651	38768	762	821	429195	2395	2679	787	1076	2304	382	223	789	174	527	897	1169	484554	
Fines Paid	270	363	393	15667	559	551	207616	897	1249	513	607	1255	188	101	484	80	330	575	745	232443	
Court Proceedings	20	31	38	8383	53	56	64087	266	196	72	218	210	66		65	11	31	95	7	73905	
Notices Cancelled	19	32	45	2882	30	61	24925	350	624	57	53	177	25	12	111	14	38	50	85	29590	
Proceedings Pending	82	122	173	9580	113	153	129724	882	597	142	198	606	99	110	129	67	99	174	331	143381	
Spoiled Notices		16	2	2256	7		2843		13	3		56	4			2	29	3	1	5235	

Dublin
Published by the Stationery Office

To be purchased from the
Government Publications Sale Office,
Sun Alliance House, Molesworth St., Dublin, 2
or through any bookseller.

(Pl. No. 4899).....Price IR£2.20p.

Produced & Printed at Garda H.Qrs. D.8.

